

KEDIA ADVISORY

# DAILY SPICES REPORT

25 Feb 2025

- JEERA
- DHANIYA
- TURMERIC



Kedia Stocks & Commodities Research Pvt. Ltd.

Research Advisory | White Labelling | Digital Marketing



## NCDEX Future Market Update

Commodity	Expiry	Open	High	Low	Close	% Change
TURMERIC	17-Apr-25	13,020.00	13,020.00	12,368.00	12,544.00	-4.39
TURMERIC	20-May-25	12,850.00	12,850.00	12,256.00	12,430.00	-4.41
JEERA	20-Mar-25	20,930.00	21,085.00	20,530.00	20,765.00	-1.07
JEERA	17-Apr-25	20,600.00	20,600.00	20,200.00	20,235.00	-1.89
DHANIYA	17-Apr-25	8,246.00	8,246.00	8,154.00	8,168.00	-0.90
DHANIYA	20-May-25	8,238.00	8,300.00	8,202.00	8,268.00	-0.70

## Spot Market Update

Commodity	Place	Price	% Chg
Jeera	उंझा	20,750.05	-0.61
Jeera	जोधपुर	21,800.00	-1.58
Dhaniya	गोंडल	7,751.10	0.64
Dhaniya	कोटा	7,833.05	-0.57
Turmeric (Unpolished)	निजामाबाद	11,969.30	-3.19
Turmeric (Farmer Polished)	निजामाबाद	12,849.90	-1.71

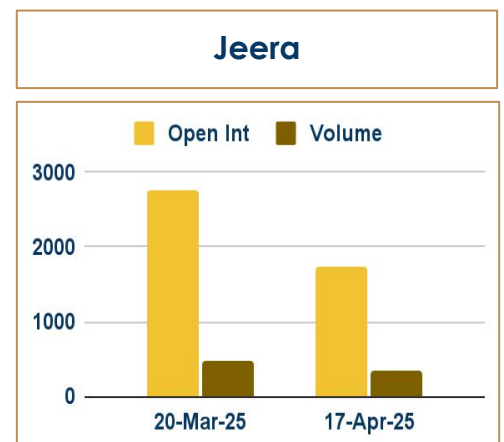
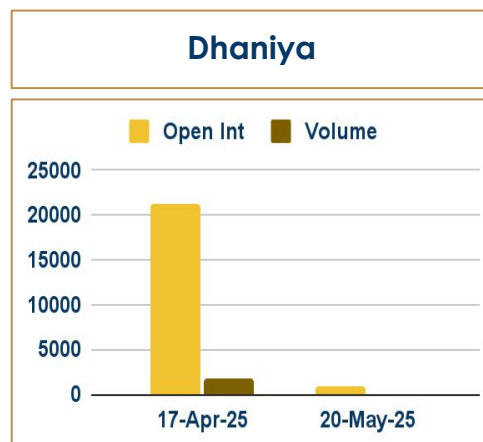
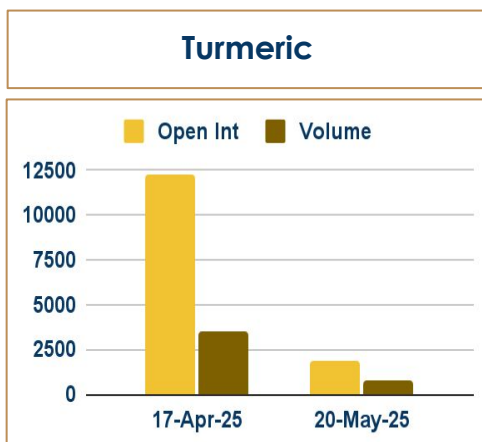
## Currency Market Update

Currency	Country	Rates
USDINR	India	86.75
USDCNY	China	7.25
USDBDT	Bangladesh	121.54
USDHKD	Hongkong	7.77
USDMYR	Malaysia	4.41
USDAED	UAE	3.67
EURUSD	Europe	1.05

## Open Interest Snapshot

Commodity	Expiry	% Change	% Oi Change	Oi Status
TURMERIC	17-Apr-25	-4.39	2.13	Fresh Selling
TURMERIC	20-May-25	-4.41	4.67	Fresh Selling
JEERA	20-Mar-25	-1.07	-0.76	Long Liquidation
JEERA	17-Apr-25	-1.89	4.12	Fresh Selling
DHANIYA	17-Apr-25	-0.90	0.24	Fresh Selling
DHANIYA	20-May-25	-0.70	0.59	Fresh Selling

## OI & Volume Chart



Technical Snapshot



BUY JEERA MAR @ 20600 SL 20300 TGT 20900-21200. NCDEX

Spread JEERA APR-MAR -530.00

Observations

Jeera trading range for the day is 20240-21340.

Jeera dropped as demand is low and the current export business is being met from the available stock.

However downside seen limited as the start of the new crop of cumin in Gujarat has been delayed by about a month.

Jeera exports during Apr-Nov 2024, rose by 74.04 percent to 147,006.20 tonnes compared to 84,467.16 tonnes during Apr-Nov 2023.

In Unjha, a major spot market, the price ended at 20750.05 Rupees dropped by -0.61 percent.

Trading Levels

Commodity	Expiry	Close	R2	R1	PP	S1	S2
JEERA	20-Mar-25	20,765.00	21340.00	21050.00	20790.00	20500.00	20240.00
JEERA	17-Apr-25	20,235.00	20750.00	20500.00	20350.00	20100.00	19950.00

Technical Snapshot



BUY DHANIYA APR @ 8100 SL 8000 TGT 8200-8300. NCDEX

Spread DHANIYA MAY-APR 100.00

Observations

Dhaniya trading range for the day is 8098-8282.

Dhaniya prices dropped due to heavy arrivals and weak demand.

A large amount of old stock coming into the market as well as preparation for new crop weighed on prices.

Coriander arrivals in Gujarat reached 9,250 bags, much higher than the usual 500-700 bags.

In Gondal, a major spot market, the price ended at 7751.1 Rupees gained by 0.64 percent.

Trading Levels

Commodity	Expiry	Close	R2	R1	PP	S1	S2
DHANIYA	17-Apr-25	8,168.00	8282.00	8226.00	8190.00	8134.00	8098.00
DHANIYA	20-May-25	8,268.00	8354.00	8310.00	8256.00	8212.00	8158.00

Technical Snapshot



BUY TURMERIC APR @ 12400 SL 12100 TGT 12700-12900. NCDEX

Spread TURMERIC MAY-APR -114.00

Observations

Turmeric trading range for the day is 11992-13296.

Turmeric dropped as arrival of new turmeric crop has started.

However downside seen limited as new crop yields are expected to be 10-15% lower this year.

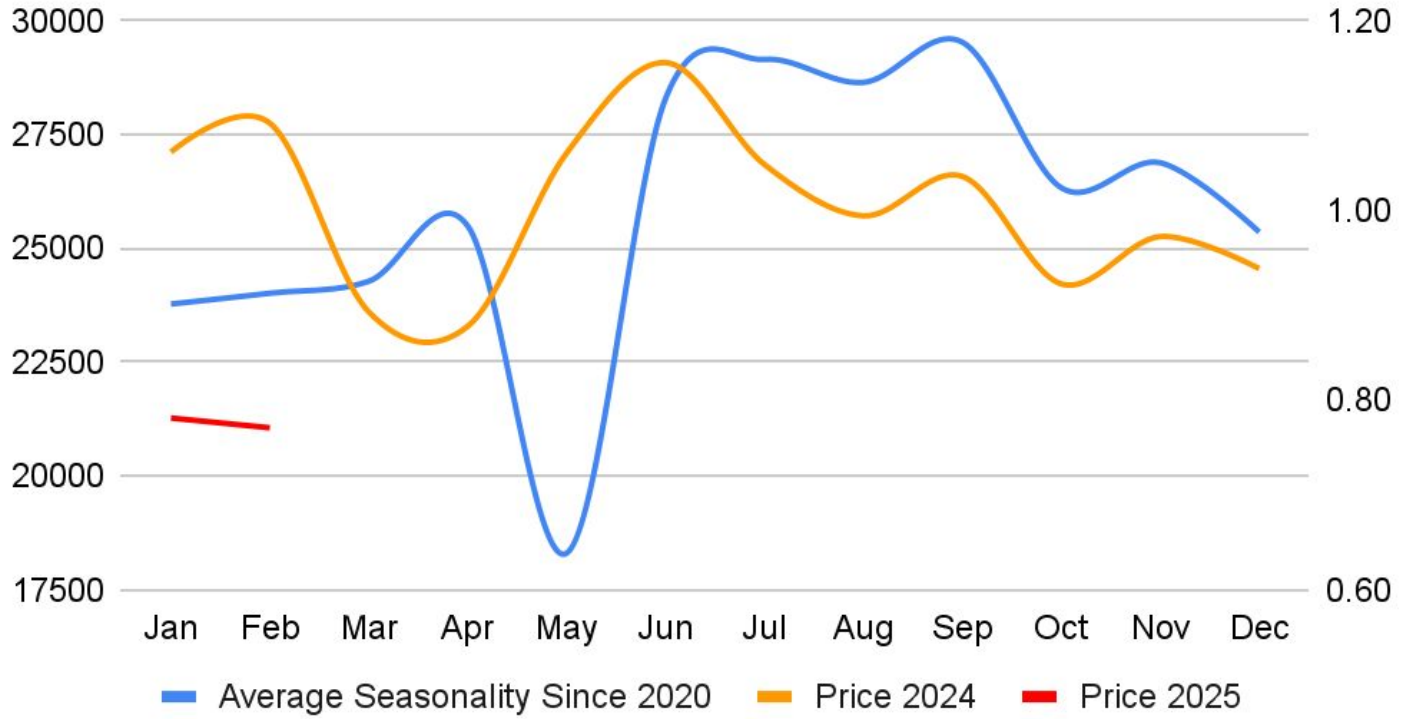
Turmeric area was recorded as 3.30 lakh hectares, which is 10 percent more than the area of about 3 lakh hectares.

In Nizamabad, a major spot market, the price ended at 12849.9 Rupees dropped by -1.71 percent.

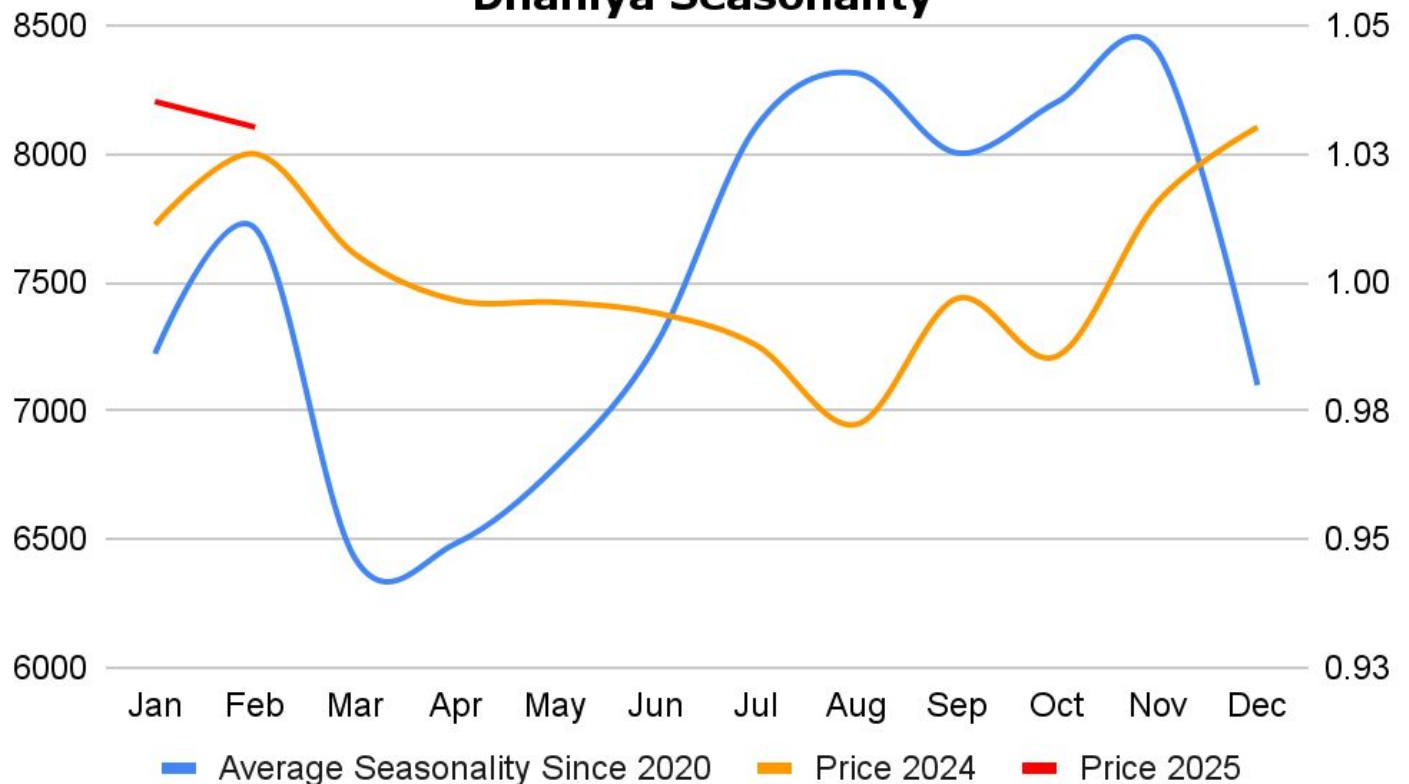
Trading Levels

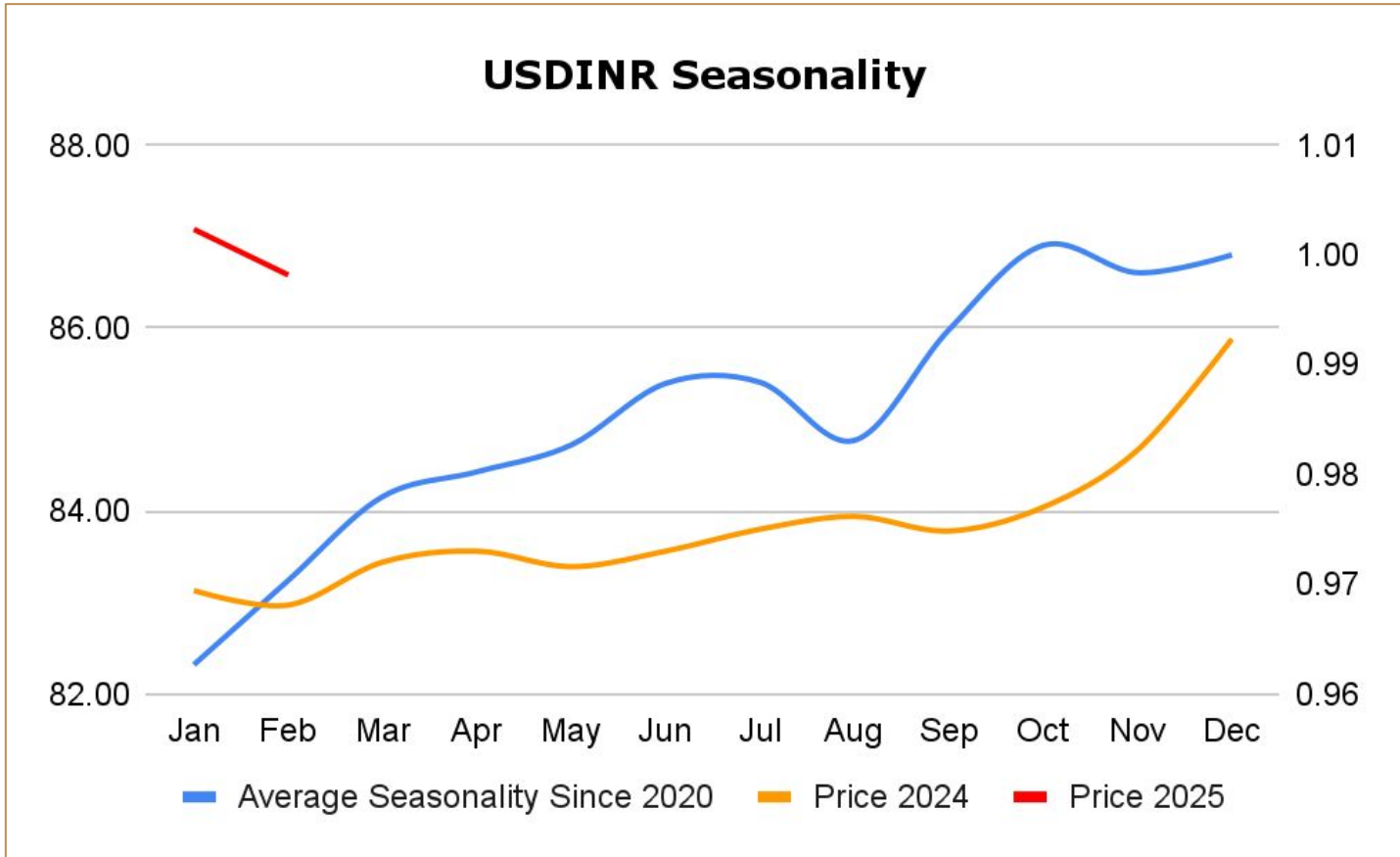
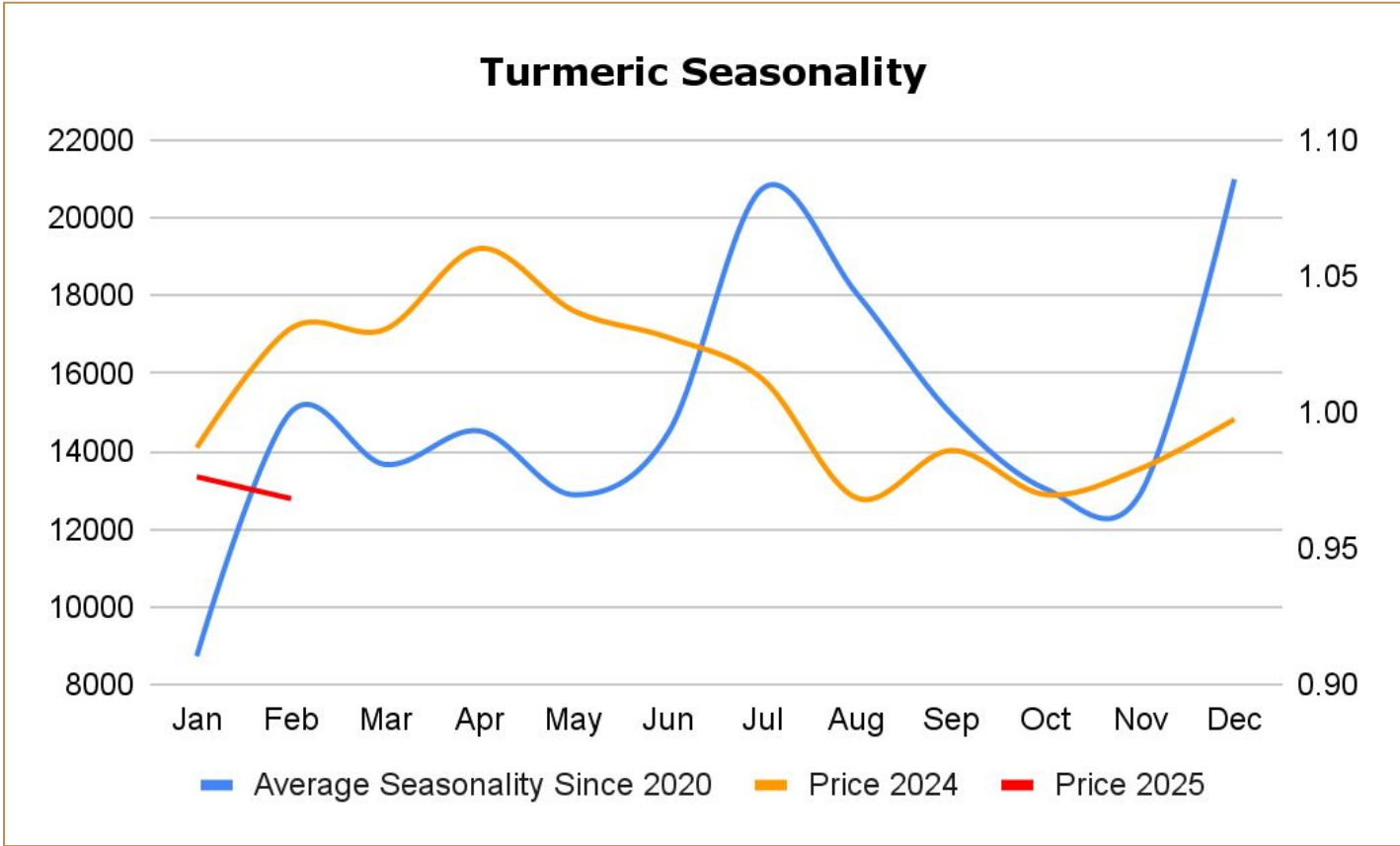
Commodity	Expiry	Close	R2	R1	PP	S1	S2
TURMERIC	17-Apr-25	12,544.00	13296.00	12920.00	12644.00	12268.00	11992.00
TURMERIC	20-May-25	12,430.00	13106.00	12768.00	12512.00	12174.00	11918.00

### Jeera Seasonality



### Dhaniya Seasonality





This Report is prepared and distributed by Kedia Stocks & Commodities Research Pvt Ltd. Our SEBI REGISTRATION NUMBER - INH000006156. for information purposes only. The recommendations, if any, made herein are expressions of views and/or opinions and should not be deemed or construed to be neither advice for the purpose of purchase or sale through KSCRPL nor any solicitation or offering of any investment /trading opportunity. These information/opinions/ views are not meant to serve as a professional investment guide for the readers. No action is solicited based upon the information provided herein. Recipients of this Report should rely on information/data arising out of their own investigations. Readers are advised to seek independent professional advice and arrive at an informed trading/investment decision before executing any trades or making any investments. This Report has been prepared on the basis of publicly available information, internally developed data and other sources believed by KSCRPL to be reliable. KSCRPL or its directors, employees, affiliates or representatives do not assume any responsibility for or warrant the accuracy, completeness, adequacy and reliability of such information/opinions/ views. While due care has been taken to ensure that the disclosures and opinions given are fair and reasonable, none of the directors, employees, affiliates or representatives of KSCRPL shall be liable for any direct, indirect, special, incidental, consequential, punitive or exemplary damages, including lost profits arising in any way whatsoever from the information/opinions/views contained in this Report. The possession, circulation and/or distribution of this Report may be restricted or regulated in certain jurisdictions by appropriate laws. No action has been or will be taken by KSCRPL in any jurisdiction (other than India), where any action for such purpose (s) is required. Accordingly, this Report shall not be possessed, circulated and/ or distributed in any such country or jurisdiction unless such action is in compliance with all applicable laws and regulations of such country or jurisdiction. KSCRPL requires such a recipient to inform himself about and to observe any restrictions at his own expense, without any liability to KSCRPL. Any dispute arising out of this Report shall be subject to the exclusive jurisdiction of the Courts in India.

## KEDIA ADVISORY

### KEDIA STOCKS & COMMODITIES RESEARCH PVT LTD

Mumbai, India

SEBI REGISTRATION NUMBER - INH000006156

For more details, please contact: +91 93234 06035 / 96195 51022

Email: [info@kediaadvisory.com](mailto:info@kediaadvisory.com)

Regd.Off.: 1, 2, 3 & 4, 1st Floor, Tulip Bldg, Flower Valley Complex, Khadakpada Circle,  
Kalyan-(W), Mumbai-421301